

# Health and Social Care BTEC

## Course structure and content

- Develop knowledge and skills needed to work in health, social and early years sectors.
- Participate in a work placement to gain first-hand experience in evidence based practice.
- Learn how to communicate through discussion, presentations and role play.
- Learn by completing projects and assignments based on, and in, real workplace situations, the activities and demands of health, social care and early years work.
- Work independently to research and evaluate legislation and practice.
- Improve and consolidate already existing skills in information technology and apply them within the work context.

## How will I be assessed?

The course will consist of a range of assessment methods; assignments which are set and marked by the College and external assessments or time controlled tasks, set and marked by the exam board.

## What kind of student is this course suitable for?

This course will appeal to students who:




- Enjoy studying a subject that is relevant to their own lives and experience.
- Want to find out more about a subject through personal investigation.
- Enjoy carrying out practical work in real life situations.
- Are interested in developing an understanding or caring organisations and the clients they serve.
- Want to move onto a related career or higher education course.

## What could I go on to do at the end of my course?

- Pathway to application to Occupational Therapy, Social Work, Early Years care and education, Nursing diploma/degree courses, Psychology and a wide range of medical related careers.
- Entry to related college courses.
- Entry into the world of work in the areas of caring; community care; working with the emergency services.



## What if I need further advice or information?

-  Speak to a member of the department
-  [health@wootton.beds.sch.uk](mailto:health@wootton.beds.sch.uk)
-  [www.btec.co.uk](http://www.btec.co.uk)

